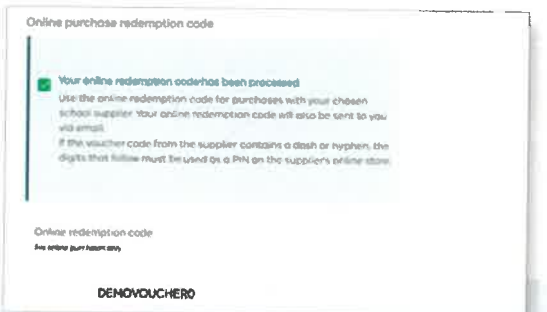
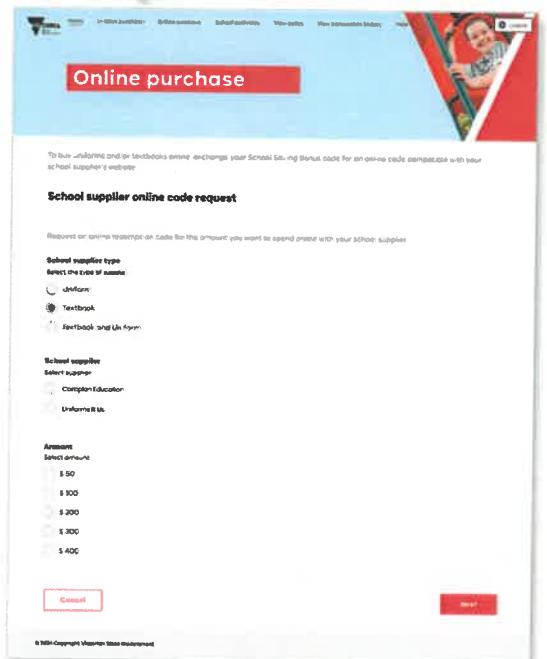
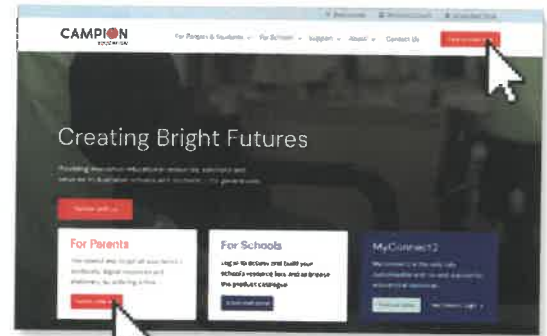


USING YOUR SCHOOL SAVING BONUS WITH CAMPION



Online ordering with SSB

1. Head to www.campion.com.au and tap 'Parents order here'
2. Log in and follow the prompts to select the year level for your student. Select the resources you need
3. Complete your details, check the summary, and you will see the amount owing. You can pay using SSB, your credit or debit card or a mix of both
4. To use your SSB, refer to the Vic government email with SSB portal details:
 - Open a new browser window. Login to SSB portal and choose 'Online purchase'
 - Choose 'Textbook' then 'Campion Education'
 - Draw down a voucher for the amount of SSB you want to use (\$50, \$100, \$200, \$300, \$400)
 - Request your online code - it will appear on screen and be sent by email
 - Once you have your online code, head back to Campion ordering!
5. At the Campion payment screen, tap the blue SSB button. Follow the prompts to pay, confirm the order and you're done!



In-store shopping with SSB

1. To use your SSB, refer to the Vic government email with SSB portal details and your unique code
 - Login to SSB portal
 - Choose 'In-store purchase'
 - A Bonus code will appear in written and/or QR formats
2. Head to your local Campion store (details below) and let staff know you will be using SSB
3. You can pay using SSB, your credit or debit card, cash or a mix.



Need help?

Vic Government SSB information: vic.gov.au/school-saving-bonus

Campion SSB FAQs: campion.com.au/ssb

Campion trading hours and locations: campion.com.au/stores

Hot tip:

SSB online codes also work in-store at Campion!